

2020
RECREATION

NEW

GTI™ 90 / 130

Style, Stability and
Some Serious Fun

Base Package


- LinQ™ Attachment System
- Watertight Phone Box
- Large Front Storage
- Ergolock™ Standard Seat
- BRP Audio-Premium System (Accessory)



White and
Reef Blue

iTC / iBR / CLCS / ECO

Capacity

Rider Capacity	
Weight Capacity	272 kg
Fuel Capacity	60 L
Glove Box	8.8 L
Front Bin	152 L
Storage Capacity - Total	160.8 L

Dimensions

Length	331.8 cm
Width	125 cm
Height	113.7 cm

Hull

Type	NEW GTI™ Hull
Material	Polytec™ GEN 2

Other Features

iControl®	LinQ™ Attachment System
ECO® Mode	BRP Audio-Premium System (Accessory)
Split Seat (2 parts)	Wide-Angle Mirrors
Seat Strap	Handlegrip with Palm Rests
Tow Hook	Footwell Carpets
RF D.E.S.S.™ Key	Large Swim Platform
Watertight Phone Box Compartment	

Rotax® Engine 900 HO ACE™ - 90 1630 ACE™ - 130

Model	GTI 90	GTI 130
Intake System	Naturally aspirated	
Displacement	899 cc	1630 cc
Cooling	Closed-Loop Cooling System (CLCS)	
Reverse System	Electronic iBR®*	
Fuel Type	95 octane	
Throttle System	iTC™ (Intelligent Throttle Control) System	
Exhaust System	D-Sea-Bel™ System	

Gauge

Type of Gauge	4.5" Digital Display
Main Functions	Speedometer RPM Clock Vehicle Hour Display Sport Mode ECO® Mode

Weight 900 HO ACE™ - 90 1630 ACE™ - 130

Dry Weight	303 kg	335 kg
------------	--------	--------

Warranty

BRP limited warranty covers the watercraft for two years.

*Electronic brake, neutral and reverse.



Feature Highlights




iBR® (Intelligent Brake & Reverse)

Exclusive to Sea-Doo®, iBR® stops the watercraft sooner and provides more control and maneuverability at low speeds and in reverse.



Rotax® 900 HO ACE™ - 90 / 1630 ACE™ - 130

The Rotax® 900 ACE™ - 90 gives crisp acceleration with impressive fuel economy and for those who want added performance, the extra horsepower of the 1630 ACE™ - 130 is all about fun and acceleration.




Large Front Storage

An impressive 152 liters of sealed storage space allows riders to safely stow belongings while riding.



Swim Platform with Integrated LinQ™ System

Exclusive quick-attach system on a large swim platform that allows for easy installation of accessories.



ECO® Mode

This exclusive Sea-Doo® feature optimizes power output for up to 46% improved fuel efficiency.¹



Polytec™ GEN 2 Hull

Specifically designed to meet the needs of recreational riders, the Polytec GEN 2 material is highly robust and scratch-resistant, and reduces overall vehicle weight to improve efficiency.